







## VIP Mobile Board Assembly Instructions

Markerboards • chalkboards



### Items included (per board)

- |                               |   |   |
|-------------------------------|---|---|
| 2—Side Rails                  |  6—40mm Bolts          |  4—Spacers      |
| 2—Caster Legs                 |  12—18mm Bolts         |  1—Allen Wrench |
| 1—Cross Rail                  |  2—Locking Casters     | Thread locking adhesive   |
| 1—Aluminum Framed Glass Panel |  2—Non-Locking Casters |   |

For disposal, the components should be divided by type of material if possible. In any case, this product can be recycled at a community recycling center.